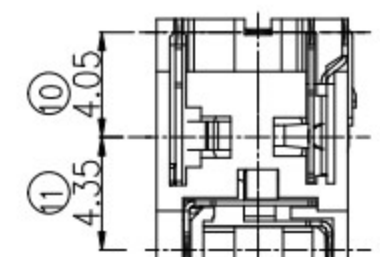
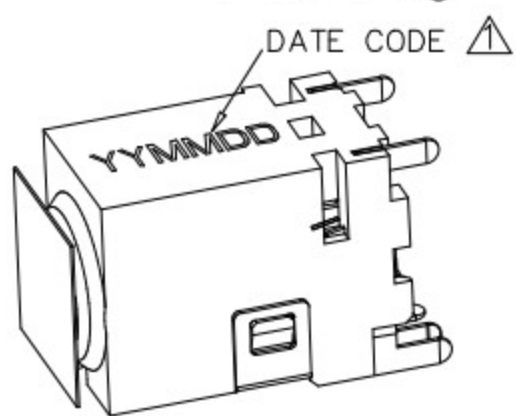
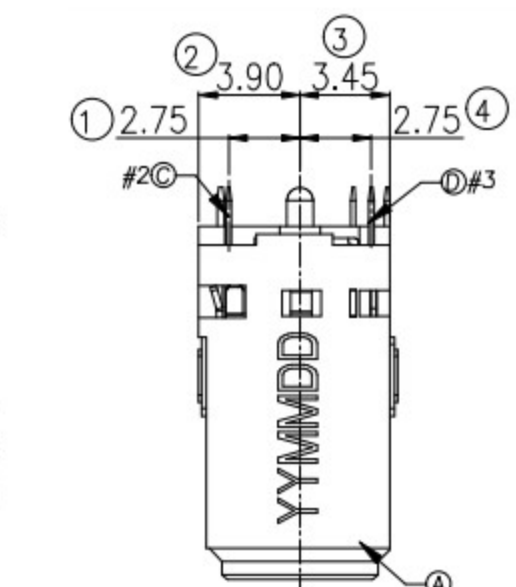
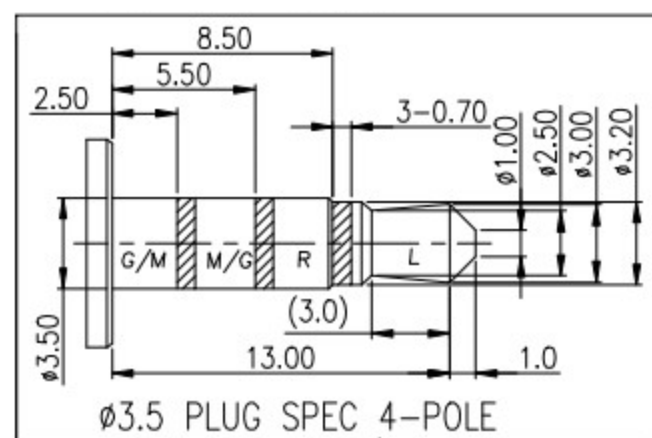
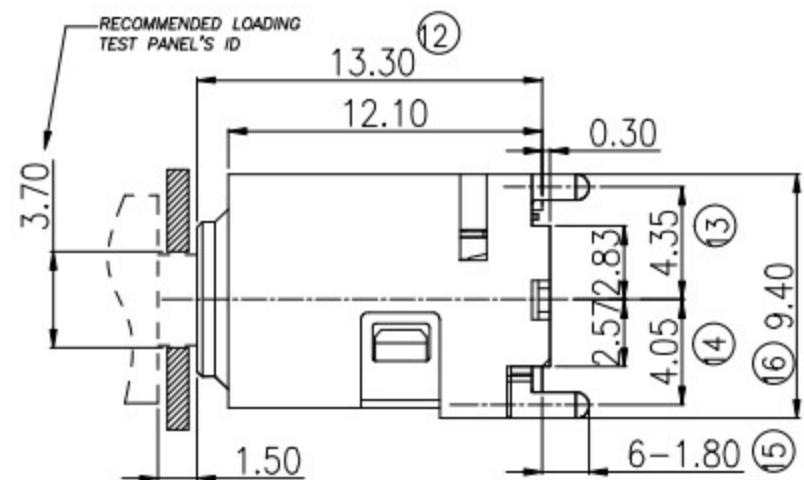
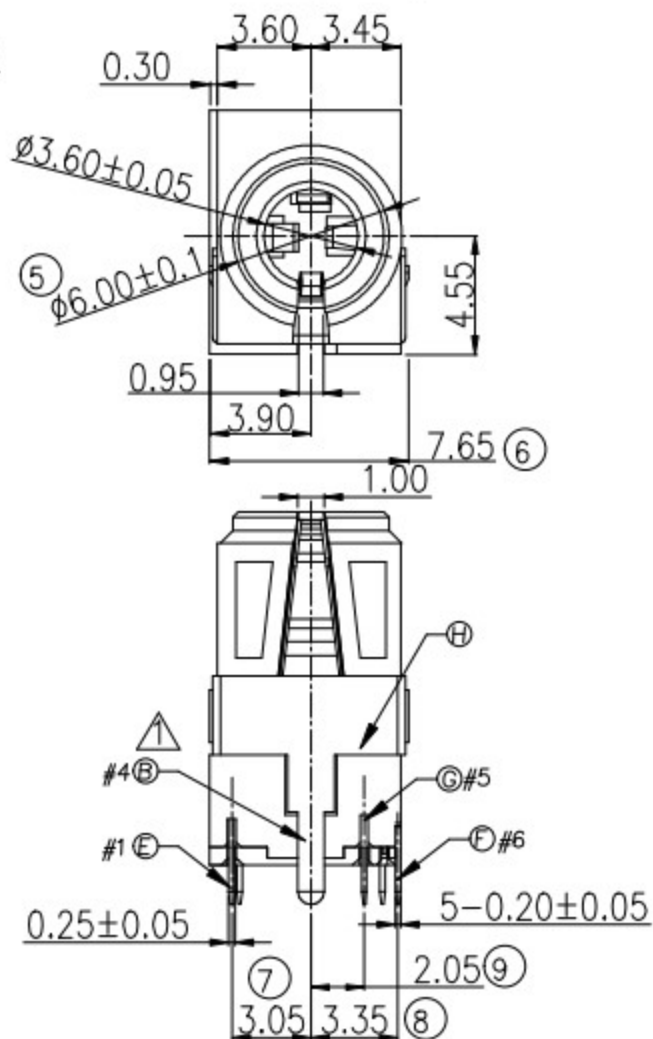
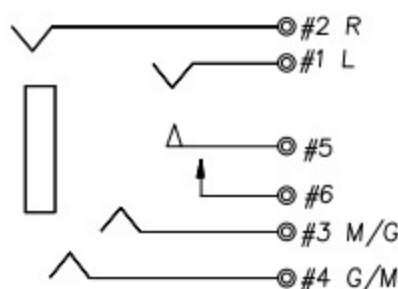


RECOMMENDED P.C.B LAYOUT
TOP VIEW (TOLRANCE:±0.05)

SCHEMATIC



NOTES:

1. MATERIAL: SEE "TABLE 1"
2. FINISH: SEE "TABLE 1"
3. ELECTRICAL:
 - 3.1. VOLTAGE RATING: 12 VAC RMS
 - 3.2. CURRENT RATING: 1 AMP
 - 3.3. CONTACT RESISTANCE: 50mΩ Max.(Initial), 100mΩ Max.(After Life test)
 - 3.4. INSULATION RESISTANCE: 100 MΩ Min., 500VDC.(Initial), 50 MΩ Min., 500VDC.(After Humidity test)
 - 3.5. WITHSTAND VOLTAGE: 500 VAC RMS 50(60)Hz, 1 minute
4. INITIAL:
 - 4.1. INSERTION FORCE: 0.5~3.0Kgf
 - 4.2. WITHDRAWAL FORCE: 0.5~3.0Kgf
5. OPERATING LIFE: 5000 CYCLES MIN.
6. PRINTED DATE CODE "YY MM DD" ON TOP OF CONNECTOR

NO.	DESCRIPTION	QTY	MATERIAL	REMARK
⑨	Insulator	1	PA10T UL94 V-0	Black
⑧	Housing	1	PA10T UL94 V-0	Black
⑦	Shell		C5210, 0.20t	Nickel 50u" Plating
⑥	Shunt terminal	1	C5210, 0.20t	Gold Flash On Contact Area and Solder Tail Area, All over 50u" Nickel Plated
⑤	Transfer Spring	1	C5210, 0.20t	
④	Ring spring	1	C5210, 0.20t	
③	Ring spring	1	C5210, 0.20t	Gold Flash On Contact Area and Solder Tail Area, All over 50u" Nickel Plated
②	Tip spring	1	C5210, 0.20t	
①	Earth spring	1	C5210, 0.20t	

Angle	±2°	DESIGN	罗振强	2021.05.18	东莞市高迪电子有限公司		
.x	±0.35	CHECK					
.xx	±0.25	APPROVAL					
.xxx	±0.10				CUSTOMER DRAWING		
ECN NO.	REV	DATE	DESCRIPTION	CHANGE	APPRO.	TITLE:	φ3.5mm PHONE JACK
	A-0	2021.05.18	NEW	罗振强	余军	MODEL NO.	
						FILE NO.	Q/DY.QW-001A-0745

GENERAL TOLERANCE UNLESS OTHERWISE NOTED

SCALE: 1:1 UNIT:mm A4

SHEET: 1 of 1